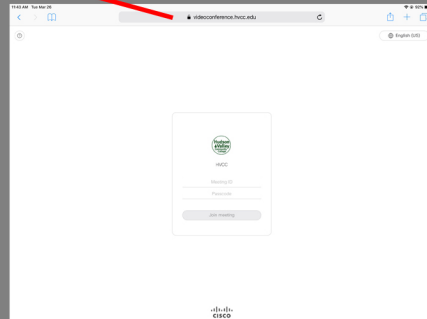
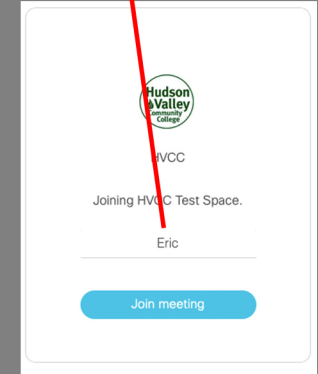
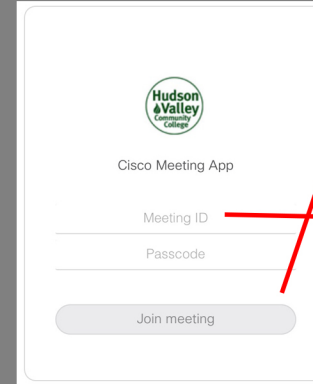


iPad Videoconferencing Using Safari

Open Safari browser and type **videoconference.hvcc.edu**



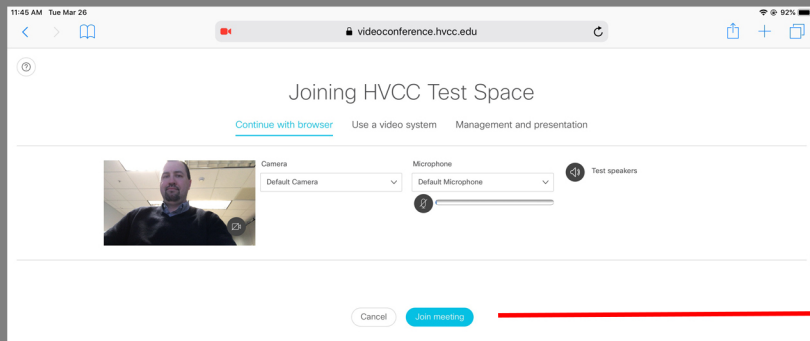
In the Call ID box, enter number provided. Leave passcode blank and click Join Meeting



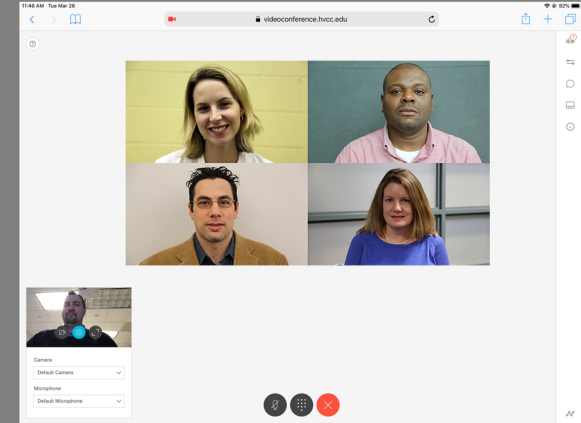
"videoconference.hvcc.edu" Would Like to Access the Microphone and Camera

Cancel Allow

Once in the Conference, press allow



After pressing Join Meeting, you should see yourself if your webcam is connected. Once your webcam, sound, and picture is working, pressing Join meeting



Once connected, any other participant will show up in the main part of the screen.

Keypad



Mute Microphone

Disconnect from Conference

When disconnected, an icon will appear indicating you are no longer in the conference Press OK

